


























SELECT RECENT CHARTER SCHOOL FINANCING TRANSACTIONS

| | | | | |
|---|---|---|--|---|
|  <p>Foxborough Regional Charter School (Massachusetts) \$25,735,000</p> <p>December 2017</p> |  <p>KIPP DC Charter School (District of Columbia) \$191,600,000 Revenue Bonds</p> <p>December 2017, June 2013</p> |  <p>Imagine Schools Desert West (Arizona) \$10,210,000</p> <p>December 2017</p> |  <p>UME Preparatory Academy (Texas) \$22,490,000</p> <p>December 2017</p> |  <p>Arizona Agribusiness & Equine Center (Arizona) \$55,085,000 Education Revenue Bonds</p> <p>Variou Series 2011–2017</p> |
|  <p>American Preparatory Academy – Las Vegas (Nevada) \$29,965,000</p> <p>November 2017</p> |  <p>GreatHearts Arizona (Arizona) \$182,285,000 Education Facility Revenue Bonds</p> <p>Variou Series 2014–2017</p> |  <p>Doral Academy of Nevada (Nevada) \$25,270,000 Charter School Revenue Bonds</p> <p>August 2017</p> |  <p>Uplift Education (Texas) \$420,940,000 Education Revenue Bonds and Qualified School Construction Bonds</p> <p>Variou Series 2007–2017</p> |  <p>IDEA Public Schools (Texas) \$712,695,000 Education Revenue Bonds and Qualified School Construction Bonds</p> <p>Variou Series 2007–2017</p> |
|  <p>KIPP LA Schools (California) \$97,265,000 School Facility Revenue Bonds</p> <p>August 2017, August 2015, June 2014</p> |  <p>The Academy Charter School (New York) \$52,100,000 Education Revenue Bonds</p> <p>August 2017, December 2013</p> |  <p>Tapestry Charter School (New York) \$33,900,000 Revenue Bonds</p> <p>July 2017</p> |  <p>ASPIRA of Florida (Florida) \$24,700,000 Industrial Development Revenue Bonds</p> <p>November 2016</p> |  <p>Imagine Int'l Academy of North Texas (Texas) \$22,330,000 Education Revenue Bonds</p> <p>August 2016</p> |
|  <p>Idaho Arts Charter School (Idaho) \$22,455,000 Nonprofit Facilities Revenue Bonds</p> <p>August 2016, December 2015, April 2012, February 2008</p> |  <p>Newark Charter School (Delaware) \$45,440,000 Revenue Bonds</p> <p>April 2016, June 2012, October 2006</p> |  <p>King/Chavez Academy of Excellence (California) \$19,985,000 Charter School Refunding Revenue Bonds</p> <p>April 2016, April 2009</p> |  <p>KIPP Philadelphia Charter School (Pennsylvania) \$15,795,000 Revenue Bonds</p> <p>April 2016</p> |  <p>The Palmdale Aerospace Academy (California) \$45,660,000 Charter School Revenue Bonds</p> <p>March 2016</p> |
|  <p>Friendship Public Charter School (District of Columbia) \$93,675,000 Revenue Bonds</p> <p>March 2016, October 2012</p> |  <p>Karl G. Maeser Preparatory Academy (Utah) \$12,450,000 Charter School Revenue Refunding Bonds</p> <p>February 2016</p> |  <p>Green Dot Public Schools (California) \$62,306,081 School Facility Revenue Bonds New Markets Tax Credit Financing</p> <p>September 2015, September 2011, July 2011</p> |  <p>Utah Charter Academies (Utah) \$29,590,000 Charter School Revenue Bonds</p> <p>June 2015</p> |  <p>Aspen Ridge School (Colorado) \$11,235,000 Charter School Revenue Bonds</p> <p>May 2015</p> |