

COMP Module

Salary and Benefit Coding Data

Salary Schedules		% incr to Base		\$ incr to Base						
		1.62%		\$0.00						
Teacher	Base	+6/PDP	+12/PDP	+18/PDP	+24/PDP	Masters	+6/PDP	+12/PDP	+18/PDP	
		1.020	1.040	1.060	1.080	1.121	1.146	1.171	1.197	
	1	2	3	4	5	6	7	8	9	
	1	36,139	36,862	37,585	38,307	39,030	40,512	41,415	42,319	43,259
1.025	2	37,043	37,783	38,524	39,265	40,006	41,525	42,451	43,377	44,340
1.050	3	37,946	38,705	39,464	40,223	40,982	42,538	43,486	44,435	45,421
1.075	4	38,850	39,627	40,404	41,181	41,958	43,550	44,522	45,493	46,503
1.100	5	39,753	40,548	41,343	42,138	42,933	44,563	45,557	46,551	47,584
1.130	6		41,654	42,471	43,287	44,104	45,779	46,799	47,820	48,882
1.160	7		42,760	43,598	44,437	45,275	46,994	48,042	49,090	50,180
1.190	8		43,866	44,726	45,586	46,446	48,209	49,284	50,360	51,478
1.220	9		44,972	45,853	46,735	47,617	49,425	50,527	51,629	52,775
1.250	10		46,077	46,981	47,884	48,788	50,640	51,769	52,899	54,073
1.280	11			48,108	49,034	49,959	51,855	53,012	54,168	55,371
1.312	12			49,311	50,259	51,208	53,152	54,337	55,522	56,755
1.344	13			50,514	51,485	52,457	54,448	55,662	56,877	58,139
1.376	14				52,711	53,706	55,744	56,988	58,231	59,524
1.410	15						57,122	58,396	59,670	60,995

Benefit Objects	
WRS ER	212
FICA	220
Health	242
IN Lieu of H	292
Dental	243
LTD	253
LIFE	230
Health SA	245
HRA	246

COMP Module

Annual Health Premiums		Benefit Cost to Employer			
Single	1	\$	10,064		
	2				
	3				
	4				
	5				
Family	1	\$	22,896		
	2				
	3				
	4				
	5				
In Lieu		\$	4,500		

Dental		LTD	WRS	FICA	Health SA
Single	\$ 434				\$2,250 Single
Family	\$ 1,242	0.55%			\$4,500 Family

ER % for Health	ER %
90.00%	90.00%

CPI Inc	
1.62%	

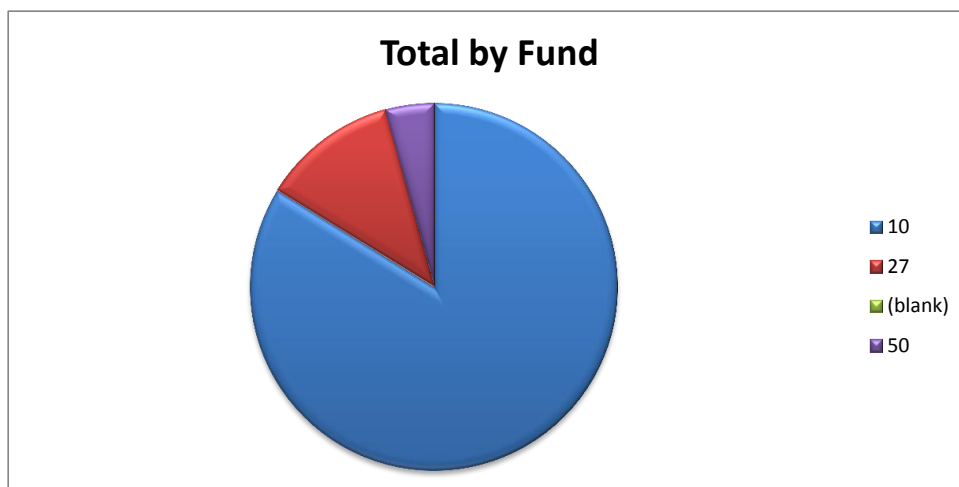
%	Allcta	F E	L	Q	Fun	P Name	Position	Addtl Description	FTE	CFTE	Lane	Step	Rate	Days/ Hours/		Salary	Ex Wage	Bene %	Hlth	Hlth					CHRA	TTLSal	TTLBene	TTLComp
														Year	Dav					Pln	Dntl	LTD	CLIFE	RSER				
100%	10	E	800	110	161000	000	Co-Curriculars	BBB	-	-						\$3,000									\$ 3,000	\$0	\$3,000	
100%	10	E	800	110	161000	000	Co-Curriculars	BBB	-	-						\$1,700									\$ 1,700	\$0	\$1,700	
100%	10	E	800	110	161000	000	Co-Curriculars	JR BBB	-	-						\$1,100									\$ 1,100	\$0	\$1,100	
100%	10	E	800	110	161000	000	Co-Curriculars	HGB	-	-						\$3,000									\$ 3,000	\$0	\$3,000	
100%	10	E	800	110	161000	000	Co-Curriculars	GB	-	-						\$1,700									\$ 1,700	\$0	\$1,700	
100%	10	E	800	110	161000	000	Co-Curriculars	GB	-	-						\$1,100									\$ 1,100	\$0	\$1,100	
100%	10	E	800	110	161000	000	Co-Curriculars	WR	-	-						\$1,500									\$ 1,500	\$0	\$1,500	
100%	10	E	800	110	161000	000	Co-Curriculars	JR WR	-	-						\$550									\$ 550	\$0	\$550	
100%	10	E	800	110	161000	000	Co-Curriculars	HT	-	-						\$3,000									\$ 3,000	\$0	\$3,000	
100%	10	E	800	110	161000	000	Co-Curriculars	T	-	-						\$1,700									\$ 1,700	\$0	\$1,700	
100%	10	E	800	110	161000	000	Co-Curriculars	T	-	-						\$1,700									\$ 1,700	\$0	\$1,700	
100%	10	E	800	110	161000	000	Co-Curriculars	HSB	-	-						\$3,150									\$ 3,150	\$0	\$3,150	
100%	10	E	800	110	161000	000	Co-Curriculars	SB	-	-						\$1,700									\$ 1,700	\$0	\$1,700	
100%	10	E	800	110	161000	000	Co-Curriculars	HBB	-	-						\$3,000									\$ 3,000	\$0	\$3,000	
100%	10	E	800	110	161000	000	Co-Curriculars	ABB	-	-						\$1,700									\$ 1,700	\$0	\$1,700	
100%							Co-Curriculars		-	-						\$ -									\$ -	\$0	\$0	
100%							Co-Curriculars		-	-						\$ -									\$ -	\$0	\$0	
100%							Co-Curriculars		-	-						\$ -									\$ -	\$0	\$0	
100%							Co-Curriculars		-	-						\$ -									\$ -	\$0	\$0	
100%							Co-Curriculars		-	-						\$ -									\$ -	\$0	\$0	
100%							Co-Curriculars		-	-						\$ -									\$ -	\$0	\$0	
100%							Co-Curriculars		-	-						\$ -									\$ -	\$0	\$0	
100%							Co-Curriculars		-	-						\$ -									\$ -	\$0	\$0	
100%							Co-Curriculars		-	-						\$ -									\$ -	\$0	\$0	

Co-Curriculars

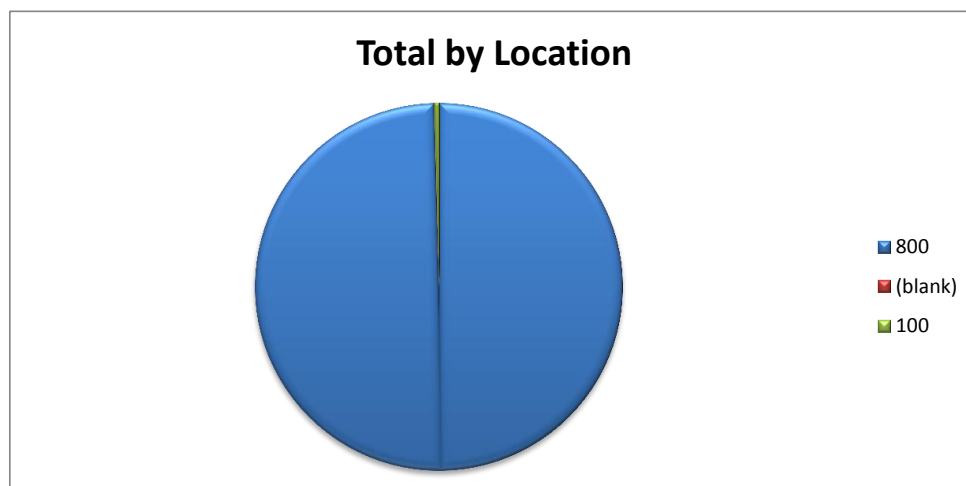
COMP Module

Totals by Fund, Location and Position

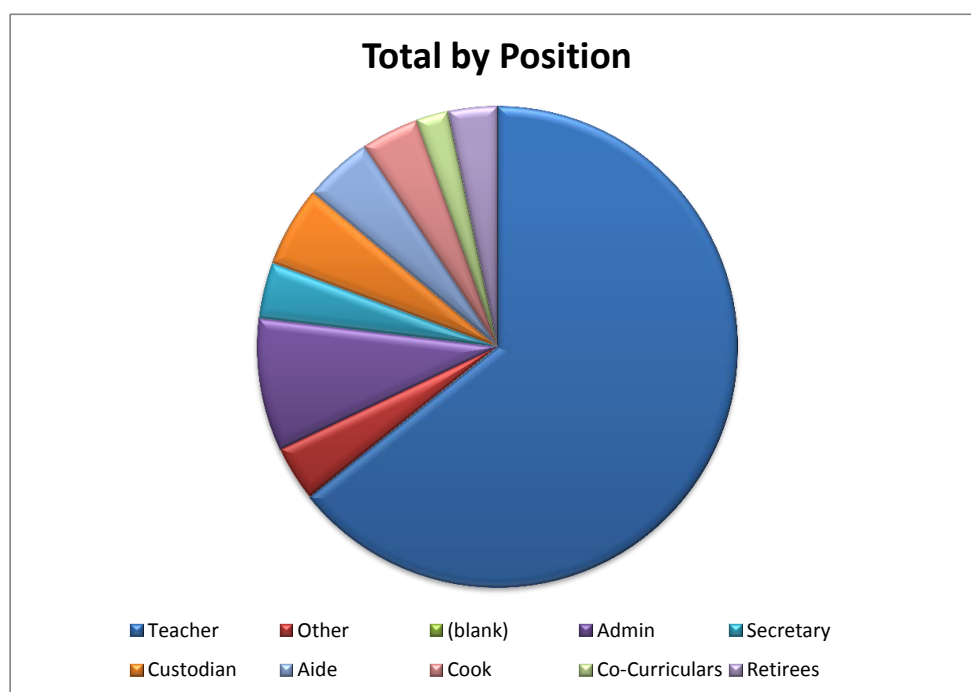
Fund	TTL Compensation
10	\$2,956,787
27	\$421,586
(blank)	\$0
50	\$150,270
Grand Total	\$3,528,642



Location	TTL Compensation
800	\$3,514,432
(blank)	\$0
100	\$14,210
Grand Total	\$3,528,642



Emp Group	TTL Compensation
Teacher	\$2,268,064
Other	\$131,324
(blank)	\$0
Admin	\$314,088
Secretary	\$132,333
Custodian	\$190,685
Aide	\$162,434
Cook	\$137,684
Co-Curriculars	\$76,049
Retirees	\$115,981
Grand Total	\$3,528,642



**COMP Module
Workers' Comp Data**

Data Outputs

Emp Group	TTL FTE	TTL Salary	TTL Benefits	TTL Compensation
Teacher	30.47	\$1,514,784	\$753,279	\$2,268,064
Other (blank)	-	\$122,300	\$9,024	\$131,324
Admin	3.00	\$221,691	\$93,605	\$314,088
Secretary	2.00	\$107,060	\$25,273	\$132,333
Custodian	3.00	\$96,998	\$93,688	\$190,685
Aide	6.74	\$124,146	\$38,287	\$162,434
Cook	2.79	\$71,301	\$66,383	\$137,684
Co-Curriculars	-	\$76,049	\$0	\$76,049
Retirees	-	\$29,904	\$86,077	\$115,981
Grand Total	48.00	\$2,364,234	\$1,165,616	\$3,528,642

F (All)

Row Labels	Total Salaries	Total Benefits	Total Compensation
000	\$1,594,935	\$826,532	\$2,421,467
(blank)	\$13,200	\$2,219	\$14,210
011	\$229,060	\$81,329	\$310,389
332	\$260,368	\$111,570	\$371,939
141	\$140,554	\$79,836	\$220,390
365	\$53,706	\$34,388	\$88,094
341	\$72,410	\$29,744	\$102,154
Grand Total	\$2,364,234	\$1,165,616	\$3,528,642

COMP Module
Salary/Benefit Data by Group

Employee Group Data

F (All)

Row Labels	Values											
	# FTE	Salary	Health	IL of Health	Dental	WRS	EmpFICA	LTDIns	HSA	HRA	LIFE	TTL COMP
Admin	3.00	\$221,691	\$41,213	\$4,500	\$3,727	\$15,518	\$18,168	\$1,219	\$9,000		\$259	\$314,088
Aide	6.74	\$124,146	\$9,058	\$9,000	\$0	\$8,004	\$9,497	\$478	\$2,250			\$162,434
Co-Curriculars	-	\$76,049	\$0	\$0	\$0	\$0	\$0	\$0				\$76,049
Cook	2.79	\$71,301	\$41,213	\$4,500	\$1,118	\$4,584	\$5,455	\$360	\$9,000		\$153	\$137,684
Custodian	3.00	\$96,998	\$61,820	\$0	\$3,354	\$6,790	\$7,420	\$533	\$13,500		\$270	\$190,685
Other	-	\$122,300	\$0	\$0	\$0	\$280	\$8,744	\$0				\$131,324
Retirees	-	\$29,904	\$9,058	\$0	\$434	\$0	\$2,288	\$0	\$4,250	\$70,048		\$115,981
Secretary	2.00	\$107,060	\$0	\$9,000	\$0	\$7,494	\$8,190	\$589	\$0			\$132,333
Teacher (blank)	30.47	\$1,514,784	\$370,686	\$48,600	\$28,193	\$98,338	\$115,881	\$8,331	\$83,250			\$2,268,064
Grand Total	48.00	#####	\$533,048	\$75,600	\$36,827	\$141,008	\$175,643	\$11,511	\$121,250	\$70,048	\$682	#####